

August 16, 2018

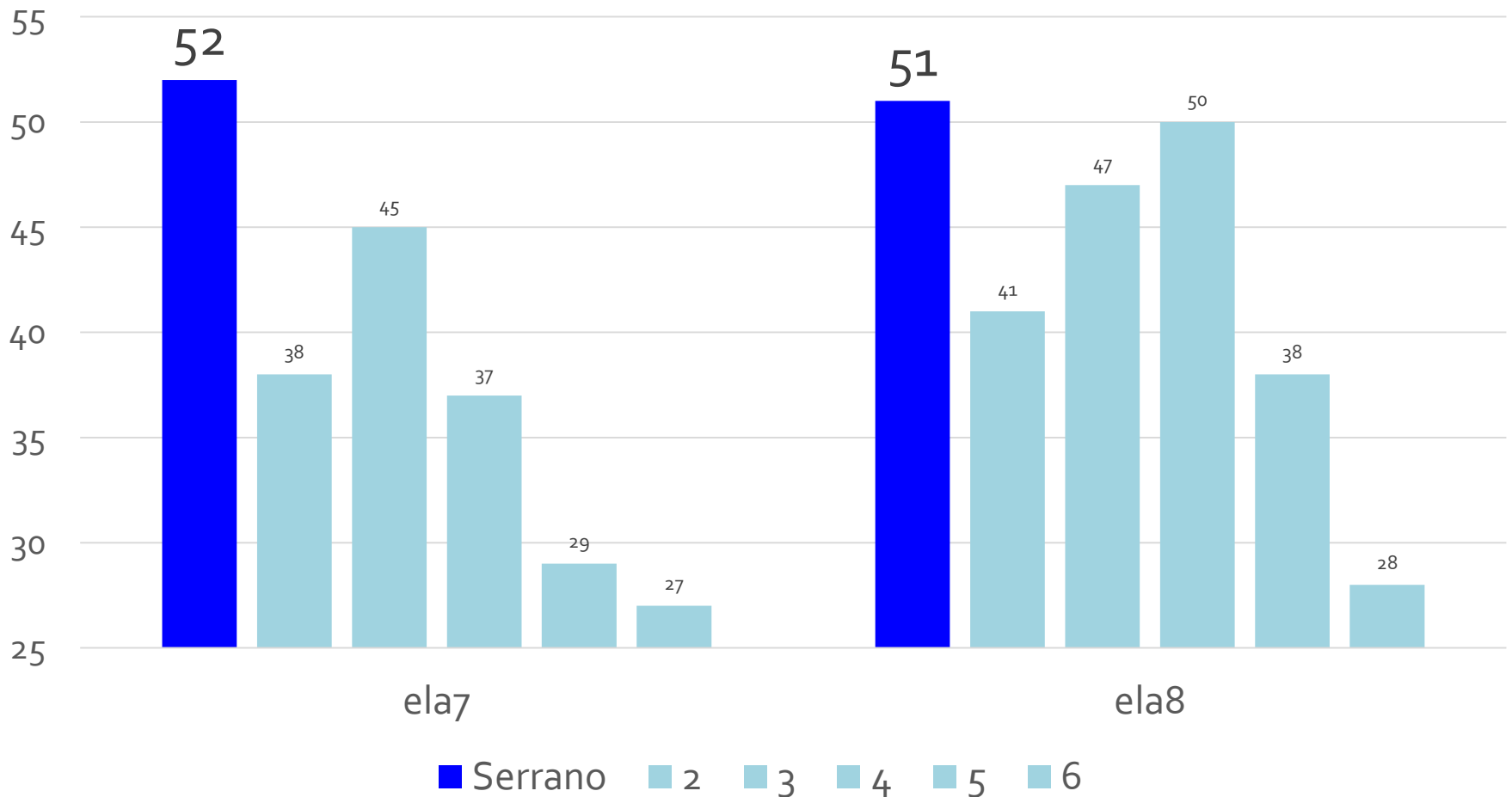
Coffee with the Principal

Ways to Stay Connected

1. Weekly Phone Messages
2. Twitter
@Serrano_OMSD
3. Website
4. Monthly Newsletter

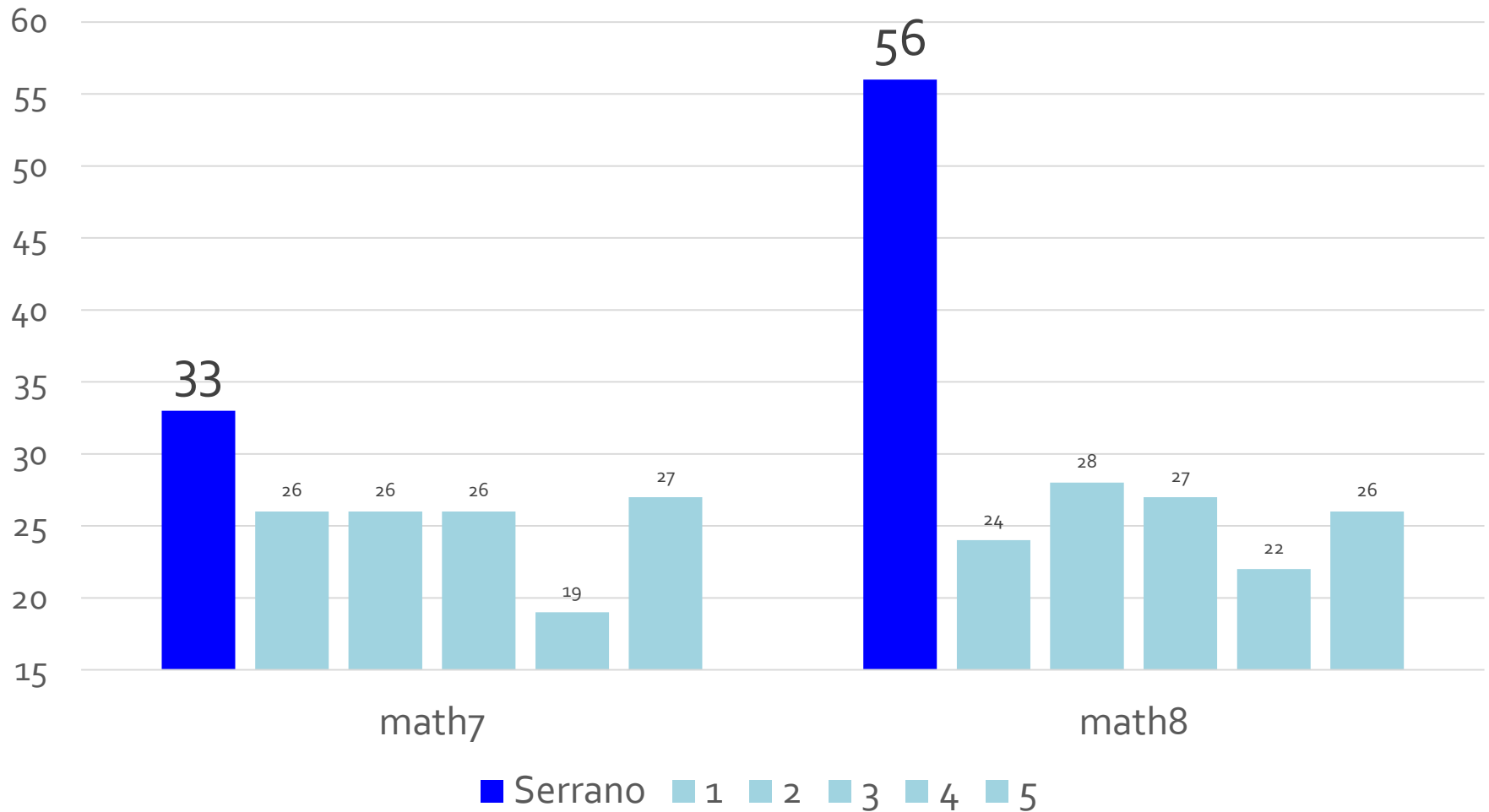
SBAC Results – Language Arts

Preliminary 2018 ELA SBAC Results
OMSD by MS



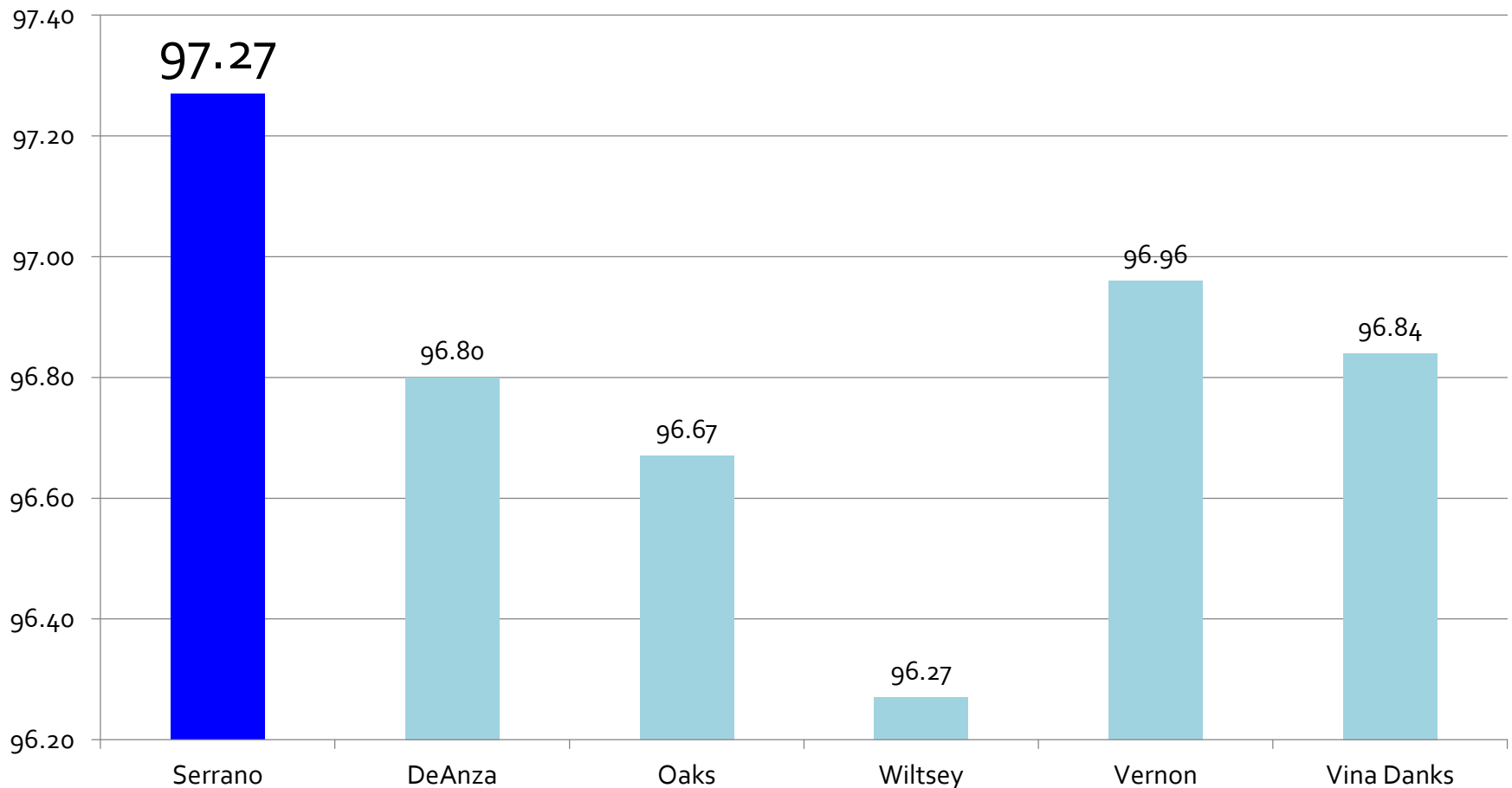
SBAC Results – Math

Preliminary 2018 Math SBAC Results
OMSD by MS



Attendance - #1 4 years in a row!

2018 Attendance
#1 in Attendance 4 years in a Row!



Spartan Code

Respect
Responsibility
Integrity
Compassion



Spartan Code

Spartan Code of Behavior Expectations

	Respect	Integrity	Responsibility	Compassion
White Top	<ol style="list-style-type: none"> 1. School appropriate language 2. Throw trash away in trash cans 3. Follow directions 	<ol style="list-style-type: none"> 1. Accept responsibility when you make a mistake 2. Move to class at designated bell 3. Pick up trash that you walk by 	<ol style="list-style-type: none"> 1. Cell phones and earbuds off and stored out of site 2. Walk when not in a game 3. Leave others' belongings alone 	<ol style="list-style-type: none"> 1. Include someone you see alone 2. Engage with someone you don't know
Assemblies	<ol style="list-style-type: none"> 1. Hoods and hats off 2. Take trash with you when appropriate 3. Allow yourself to be celebrated by accepting awards on stage 	<ol style="list-style-type: none"> 1. Cheering and verbally encouraging presenters and performers 	<ol style="list-style-type: none"> 1. Active listening 2. Sit with hands and feet to self 3. Leave chairs in order 	<ol style="list-style-type: none"> 1. Celebrate the success and courage of your peers by cheering and clapping
Office	<ol style="list-style-type: none"> 1. Start your interaction with a greeting 2. Refer to office staff by name 3. Be patient 4. Wait your turn 	<ol style="list-style-type: none"> 1. Visit office for school related needs 2. Use time in office to read or work on assignments 	<ol style="list-style-type: none"> 1. Use appropriate door to enter and exit the office 2. Use inside voice in the office 3. Remain in assigned areas 	<ol style="list-style-type: none"> 1. Offer assistance to adults or students who might need help
Library	<ol style="list-style-type: none"> 1. Follow library rules and procedures 2. Follow the librarian's directions 3. Walk in quietly with a purpose 4. Use appropriate language 	<ol style="list-style-type: none"> 1. Stay focused 2. Treat the books and computers with care 	<ol style="list-style-type: none"> 1. Renew and return materials on time 2. Help create a quiet learning environment 3. Use your time wisely 	<ol style="list-style-type: none"> 1. Be supportive of the reading choice of other students 2. Help others locate materials
Lunch Areas	<ol style="list-style-type: none"> 1. Start your interaction with a greeting 2. Refer to adults by name 3. Follow adult directions 4. Keep your hands on your own food 	<ol style="list-style-type: none"> 1. If you see something say something 2. Respect school property 3. When leaving your lunch area, leave the area clear of trash 	<ol style="list-style-type: none"> 1. Use appropriate language 2. Use restrooms at lunch 3. Walk to lunch areas 4. Be patient and wait your turn 	<ol style="list-style-type: none"> 1. Invite someone you don't know to sit with you 2. Say hello to someone you don't know
Hallways	<ol style="list-style-type: none"> 1. Use appropriate voice level 2. Keep your hands to yourself 3. Throw your trash away 	<ol style="list-style-type: none"> 1. Appropriate language 2. If you walk by trash, pick it up 3. Return lost items 	<ol style="list-style-type: none"> 1. Walk with a purpose and get to class on time 2. Use designated walkways 	<ol style="list-style-type: none"> 1. Allow access to handicap ramps 2. Clear pathways for those that are less abled
Front of Campus	<ol style="list-style-type: none"> 1. Use appropriate voice level and language 2. Wait on the sidewalk and front lawn areas while waiting for the gate to open 3. Keep your hands and feet to self 4. Follow crosswalk and pedestrian rules 	<ol style="list-style-type: none"> 1. Greet peers and adults 2. Remain on campus once you arrive 	<ol style="list-style-type: none"> 1. Cell phone off and put away before entering the gate 2. Form two lines to enter gate 3. Walk bike, skateboard, or scooters 4. Use trash bins to dispose of waste 5. Come in for "0" period, if enrolled in it 	<ol style="list-style-type: none"> 1. Offer to help somebody in need
Restrooms	<ol style="list-style-type: none"> 1. Honor your privacy and the privacy of others 2. Use the restroom for intended purposes only 	<ol style="list-style-type: none"> 1. Go to the restroom during passing periods and lunch 2. Use the restroom closest to your class 3. Leave cell phone in backpack 	<ol style="list-style-type: none"> 1. Wash hands, keep water in sink 2. Use toilet paper for intended purposes 3. Keep area clean by flushing toilets and throwing away trash 4. Exit restroom after use 	<ol style="list-style-type: none"> 1. Inform staff if supplies are depleted
Room 40 - Binder Checks	<ol style="list-style-type: none"> 1. Go through your binder with care 2. Thank the volunteer who helps you 3. Speak with an inside voice 	<ol style="list-style-type: none"> 1. Choose to enter Room 40 when you know it will help, even if you have "0" 2. Leave after your binder is organized 	<ol style="list-style-type: none"> 1. Enter Room 40 when asked to do so 2. Ask if you need materials or help 3. Pick up after yourself when done 	<ol style="list-style-type: none"> 1. Help others who want to get organized 2. Encourage your peers to get organized

Spartan Code – Student Videos

Spartan Code of Behavior Expectations

	Respect	Integrity	Responsibility	Compassion
White Top	<ol style="list-style-type: none"> 1. School appropriate language 2. Throw trash away in trash cans 3. Follow directions 	<ol style="list-style-type: none"> 1. Accept responsibility when you make a mistake 2. Move to class at designated bell 3. Pick up trash that you walk by 	<ol style="list-style-type: none"> 1. Cell phones and earbuds off and stored out of site 2. Walk when not in a game 3. Leave others' belongings alone 	<ol style="list-style-type: none"> 1. Include someone you see alone 2. Engage with someone you don't know
Assemblies	<ol style="list-style-type: none"> 1. Hoods and hats off 2. Take trash with you when appropriate 3. Allow yourself to be celebrated by accepting 	<ol style="list-style-type: none"> 1. Cheering and verbally encouraging presenters and performers 	<ol style="list-style-type: none"> 1. Active listening 2. Sit with hands and feet to self 3. Leave chairs in order 	<ol style="list-style-type: none"> 1. Celebrate the success and courage of your peers by cheering and clapping
Office	<ol style="list-style-type: none"> 1. Start your interaction with a greeting 2. Refer to office staff by name 3. Be patient 4. Wait your turn 	<ol style="list-style-type: none"> 1. Visit office for school related needs 2. Use time in office to read or work on assignments 	<ol style="list-style-type: none"> 1. Use appropriate door to enter and exit the office 2. Use inside voice in the office 3. Remain in assigned areas 	<ol style="list-style-type: none"> 1. Offer assistance to adults or students who might need help
Library	<ol style="list-style-type: none"> 2. Follow the librarian's directions 3. Walk in quietly with a purpose 4. Use appropriate language 	<ol style="list-style-type: none"> 2. Treat the books and computers with care 	<ol style="list-style-type: none"> 2. Help create a quiet learning environment 3. Use your time wisely 	<ol style="list-style-type: none"> 2. Help others locate materials
Lunch Areas	<ol style="list-style-type: none"> 1. Start your interaction with a greeting 2. Refer to adults by name 3. Follow adult directions 4. Keep your hands on your own food 	<ol style="list-style-type: none"> 1. If you see something say something 2. Respect school property 3. When leaving your lunch area, leave the area clear of trash 	<ol style="list-style-type: none"> 1. Use appropriate language 2. Use restrooms at lunch 3. Walk to lunch areas 4. Be patient and wait your turn 	<ol style="list-style-type: none"> 1. Invite someone you don't know to sit with you 2. Say hello to someone you don't know
Hallways	<ol style="list-style-type: none"> 1. Use appropriate voice level 2. Keep your hands to yourself 3. Throw your trash away 	<ol style="list-style-type: none"> 1. Appropriate language 2. If you walk by trash, pick it up 3. Return lost items 	<ol style="list-style-type: none"> 1. Walk with a purpose and get to class on time 2. Use designated walkways 	<ol style="list-style-type: none"> 1. Allow access to handicap ramps 2. Clear pathways for those that are less abled
Front of Campus	<ol style="list-style-type: none"> 1. Use appropriate voice level and language 2. Wait on the sidewalk and front lawn areas while waiting for the gate to open 3. Keep your hands and feet to self 4. Follow crosswalk and pedestrian rules 	<ol style="list-style-type: none"> 1. Greet peers and adults 2. Remain on campus once you arrive 	<ol style="list-style-type: none"> 1. Cell phone off and put away before entering the gate 2. Form two lines to enter gate 3. Walk bike, skateboard, or scooters 4. Use trash bins to dispose of waste 5. Come in for "0" period, if enrolled in it 	<ol style="list-style-type: none"> 1. Offer to help somebody in need
Restrooms	<ol style="list-style-type: none"> 1. Honor your privacy and the privacy of others 2. Use the restroom for intended purposes only 	<ol style="list-style-type: none"> 1. Go to the restroom during passing periods and lunch 2. Use the restroom closest to your class 3. Leave cell phone in backpack 	<ol style="list-style-type: none"> 1. Wash hands, keep water in sink 2. Use toilet paper for intended purposes 3. Keep area clean by flushing toilets and throwing away trash 4. Exit restroom after use 	<ol style="list-style-type: none"> 1. Inform staff if supplies are depleted
Room 40 - Binder Checks	<ol style="list-style-type: none"> 1. Go through your binder with care 2. Thank the volunteer who helps you 3. Speak with an inside voice 	<ol style="list-style-type: none"> 1. Choose to enter Room 40 when you know it will help, even if you have "0" 2. Leave after your binder is organized 	<ol style="list-style-type: none"> 1. Enter Room 40 when asked to do so 2. Ask if you need materials or help 3. Pick up after yourself when done 	<ol style="list-style-type: none"> 1. Help others who want to get organized 2. Encourage your peers to get organized

Home – School Goals

Preparing them for success

- Attend school regularly
- Make sure their binder is organized and ready for the next day
- Check their agenda every day

Home – School Goals

Passing grades for all classes

- Set Goals
- Register for School Loop
- Check grades every week
- You can always log in as a student

Grades

The Basics...

- 2 Semesters
- Grades
 - A, B, C, D, and F
- Gradechecks
 - Minimum (high school)
 - Golden (college)

Grade Point Average (GPA)

Grade Points

- $A = 4$
- $B = 3$
- $C = 2$
- $D = 1$
- $F = 0$

Grade Checks

Minimum

2.0 G.P.A

No F's

Satisfactory Behavior

Golden

3.0 G.P.A

Nothing lower than a C

Satisfactory Behavior

School Safety

New Safety Measures

Campus Safety Officer – Mr. Ross

Raptor Visitor System

1st time: Requires Government issued ID


Future Visits: Quick Scan

Coffee with the Principal will need check-in



Upcoming Events

- August 27: **1st Grade Check of the Year**
- August 29: Back to School Dance
- August 31: College and Career Day, 8:30 a.m.
Parent Workshop after assembly
- August 31: Minimum Day Dismissal, 1:00 p.m.
- August 12: Music Students at LAC Fair (1:30 – 8:00)
- September 10: **Grade Check**



Next Coffee with Principal

Thursday, September 20th

